

FX | LUMINAIRE®
DM-10, DM-15, DM-20



DELMARE® | FX LUMINAIRE®

CLASSIC LINES, TIMELESS CONSTRUCTION

For those who appreciate the best, this pathway light is designed for both high performance and style. The strong, linear lines of the DelMare® will complement any landscape by day and bring it to life at night.

This patent pending luminaire is the best choice for the client who wants a flawless design that will make a long term contribution to their garden. Using high output long life halogen lamps reduces operating and service costs.

All FX copper models are well suited for coastal exposures or areas where irrigation water contains high levels of mineral or caustic salts.

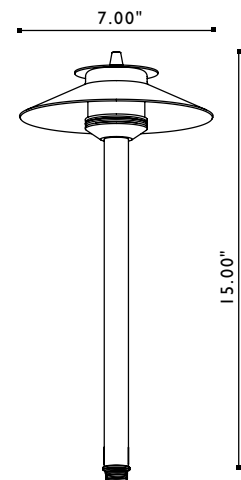
The copper will patina naturally over time and can be accelerated with solution spray. For patina formulas visit our website at: www.FXL.com/learning/patina.htm




THE HARMONY OF PATINA

The most successful gardens are a harmonious blend of organic materials. The FX copper line is the perfect match to wood, masonry, and plant materials since the natural patina process allows each fixture to melt into its backgrounds.

Compare FX copper luminaires with any other, and you will find a dramatic difference in quality of materials, precision of fit and consistency of finish.



PERIMETER LIGHTING



DELMARE® – ORDERING INFORMATION

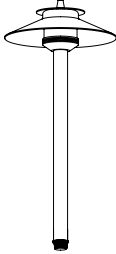
The DM comes standard with a 20 watt Xenon G4 lamp, CapannaDiNoce® (CDS), and in Copper (CU).

STANDARD OPTIONS:

1 + 2 + 3 + 4 ORDERED TOGETHER ON SAME LINE

AVAILABLE LAMP CONFIGURATIONS:


Your choice of one lamp will come pre-installed.

FIXTURE/CODE	WATTAGE/CODE	AVG. LIFE HOUR
1  DM	2 XENON LAMP OPTIONS:	
	10	10,000
	15	10,000
	20	5000
	HALOGEN (H) LAMP OPTIONS:	
	10H	2000
20H	2000	

STANDARD RISER OPTIONS:


Your choice of one riser option will come pre-assembled.

Riser Specs: Copper 0.75" Diameter

CODE	DESCRIPTION	
3  8R	8" Riser	
	12R	12" Riser
	18R	18" Riser


STANDARD FINISH OPTIONS:

Copper is standard. All other choices must be specified.

CODE	DESCRIPTION
 CU	Copper (will naturally patina)

NON-STOCKING FINISH OPTIONS:

Allow extra time for the following finish options:

CODE	DESCRIPTION
4 	BZ Bronze Metallic
	DG Desert Granite
	BF Black Wrinkle
	VF Verde Speckle
	SB Sedona Brown
	WF White Wrinkle
	WI Weathered Iron
	NP Nickel Plate

STANDARD PARTS:



ORDERING SAMPLE:

SECTIONS:	DESCRIPTION:	WHAT TO ORDER:
1 + 2 + 3 + 4 <small>optional</small>		= DM-20-12R
A	PostMount®	= PM


NON-STANDARD OPTIONS:

MUST BE ORDERED ON SEPARATE LINE!

ADDITIONAL MOUNTING OPTIONS:

Comes pre-assembled with CapannaDiNoce®.

All other mounting options will arrive in separate box.

CODE	DESCRIPTION	SIZE
A 	SJ SuperJ-boX®	2.50" x 12.00"
	PM PostMount®	2.50" x 13.00"

PHOTOMETRICS:



Distance	Footcandle Power (12R riser)		
	DM-10	DM-20	
14'	2'	1.45	2.9
12'	4'	.30	.86
10'	6'	.13	.31
8'	8'	.09	.11
6'	10'	.3	.07
4'	12'	.01	.03
2'	14'		.01

For conversion to lumens: Multiply footcandles x 10. See FX glossary for a full description of fc and lumens.