

36" professional series



PRO36RBI

MODELS AVAILABLE

Natural Gas (NG)	PRO36RBIN Pro Series 36" built in grill w/ rotisserie – NG
	PRO36BIN Pro Series 36" built in grill – NG
Liquid Propane (LP)	PRO36RBIL Pro Series 36" built in grill w/ rotisserie – LP
	PRO36BIL Pro Series 36" built in grill – LP

36" GRILL FEATURES

- American made
- 100% stainless steel construction
- Three 20,000 BTU stainless steel burners
- 15,000 BTU rotisserie burner (RBI Model)
- Stainless steel grates
- Stainless steel radiant trays for even heat distribution
- Full width and extra deep drip pan tray
- Chrome plated metal knobs

36" GRILL FEATURES (continued)

- Precision brass valves
- Steel bezels
- Chrome plated metal handle end caps
- 25 lb capacity rotisserie motor
- Stainless steel rotisserie forks
- Integrated rotisserie rod
- Temperature gauge
- Double lined hood
- Warming rack
- Electronic ignition (batteries required)
- Recessed sides for seamless installations
- Flash tubes for match lighting
- Available in NG or LP



Chrome plated metal knobs and steel bezels



Stainless steel rod grates



Stainless steel radiant trays and 20,000 BTU burners

SHIPPING WEIGHT

175 LBS

ELECTRICAL NEEDS

120 V 60 HZ

GAS NEEDS

Natural Gas (NG) 4" W.C. operational pressure 1/2" NPT w/ 3/8" flare adaptor
 Liquid Propane (LP) 11" W.C. operational pressure LP hose w/ quick disconnect
 1/2" NPT w/ 3/8" flare adaptor

AVAILABLE ACCESSORIES

- CCE36AD - 36"W double access doors
- CCE32AD - 32"W double access doors
- CCE26AD - 26"W double access doors
- CCE24ADVS - 24"H single access door w/ louvers
- CCE20ADVS - 20"H single access door
- CCE24ADHS - 24"W single access door
- CCE20ADHS - 20"W single access door
- CCEIDRWS - single drawer
- CCE2DRWS - double drawer

AVAILABLE ACCESSORIES (continued)

- CCE3DRWS - triple drawer
- CCEPD24SS - slide out propane tank/trash drawer
- CCE30CDSS - slide out cooler drawer w/ 48 QT cooler

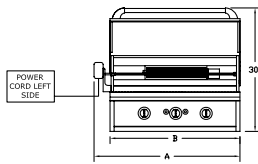
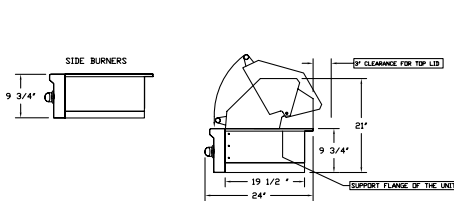
COMPLIMENTARY PRODUCTS



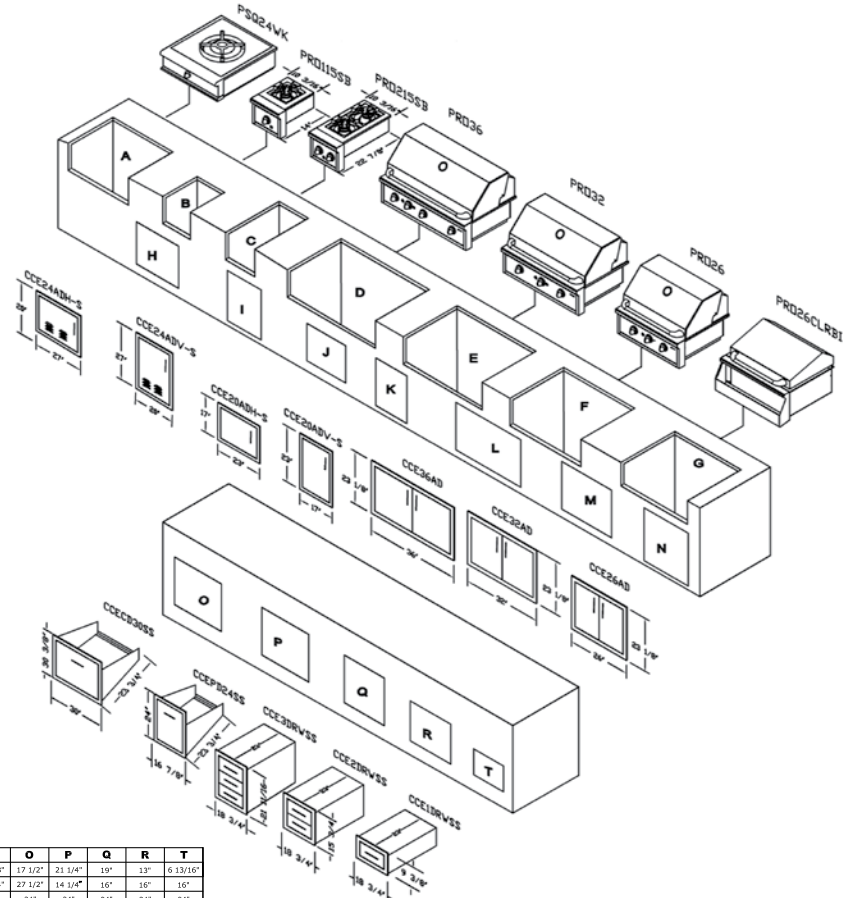
PROSB15 - 15,000 BTU single side burner PROSB30 - 30,000 BTU double side burner

- Insulated jackets for combustible islands
- 26CLRBI - 26" cocktail station w/ condiment trays
- PRO26CLR-FRT - 26" pro cooler front
- CCE36VCBI - 36" grill vinyl cover
- PRO26CHBI - 26" stainless charcoal BBQ w/ lift
- PRO32CHBI - 32" stainless charcoal BBQ w/ lift

CABINET PREPARATION



UNIT	A	B
PRO26	31 1/2"	26 7/8"
PRO32	37 1/2"	32 7/8"
PRO36	43 7/8"	36 7/8"



PROFESSIONAL GRILLS

CUT-OUT	A	B	C	D	E	F	G	H	I	J	K	L	M	N	O	P	Q	R	T
HEIGHT	10"	9 1/4"	9 1/4"	9 1/4"	9 1/4"	9 1/4"	10"	17 3/8"	24 3/8"	14 3/8"	20 3/8"	20 3/8"	20 3/8"	20 3/8"	17 1/2"	21 1/4"	19"	13"	6 13/16"
WIDTH	26 3/4"	8 3/4"	8 3/4"	35 1/2"	31 1/2"	25 1/2"	26 3/4"	24 5/16"	17 3/8"	20 5/16"	14 3/8"	33 1/4"	29 3/4"	23 1/4"	27 1/2"	14 1/4"	16"	16"	16"
DEPTH	19 1/2"	10"	18 7/8"	19 1/4"	19 1/4"	19 1/4"	19 1/2"								24"	24"	24"	24"	24"

